



Spring gardening

An interactive read-along story for new learners of English

Created by Celia Hope



Nā āheitanga ā-mātauranga,
ko angitū ā-ākonga
Building educational capability
for learner success

Supported by Ako Aotearoa, the National Centre
for Tertiary Teaching Excellence.



We have a garden outside our classroom.



Last October we planted some herbs and vegetables in the garden.



 First we dug the garden.



 Then we raked it to make the soil smooth.



🔊 After that we planted the vegetables. We made a small hole in the soil with a trowel.



🔊 We put the roots of the plant in the hole and pushed soil around them.



 We planted a pumpkin.



 We planted some parsley.



We planted some tomatoes.




We planted some lettuce.



 We planted a cucumber.



 Then we sowed some coriander seeds.



 We watered the plants.

We cut some plastic bottles.


We put them over some of the plants to protect them from the wind, rain, slugs and snails.




Our plants grew well.




In the summer it was dry so we filled some plastic bottles with water and made a hole in the lid.



 After the summer holidays
we picked the tomatoes
and the cucumbers.



 We will wait for the
pumpkin to grow more.
Then we will pick it too.



This work is licensed under the Creative Commons Attribution-NonCommercial-ShareAlike 4.0 International License.

To view a copy of this license, visit <http://creativecommons.org/licenses/by-nc-sa/4.0/>



Nā āheitanga ā-mātauranga,
ko angitū ā-ākonga
Building educational capability
for learner success

This resource was developed by Celia Hope
with the support of Ako Aotearoa